

# THE OBJECT LESSONS CHANNEL!



## The Burden of Sin

- Best for High School ages •

**Main Point:** Sin is a burden that Christ can take off our shoulders.

**Bible Story Suggestion:** Luke 7:36-50

The suggested story is of a woman overwhelmed by the burden of her sin. She came to Jesus as He sat in the house of a Pharisee. She knelt at Jesus' feet, pouring perfume on them as she wept her heart out. Jesus forgave her sins, relieving her of the terrible burden.

**Other Passages to Consider:** Matthew 11:28-30; Hebrews 12:1; Galatians 5:19-21.

### Instructions:

- Tell the Bible Story and/or talk about the suggested passages.
- Do the Object Lesson as described below.
- Do the Activity Page.
- Play the Extra Fun game if that fits.

### Object Lesson: The Burden of Sin

As explained in the video, you need objects to pile on a volunteer, representing the burden of sin people carry. We suggest boxes, blankets, rope, a suitcase, pillows, maybe a pair of shoes slung over a shoulder—the more the merrier. Choose a volunteer to stand next to you. Have the audience shout out various sins people their age commit. For each sin add a new burden to the volunteer. When the volunteer can take no more, tell everyone that Jesus will take those burdens off of us if come to Him for help. Point out that choosing to walk with Christ means also choosing to stay away from sin. Carrying a load of sin and guilt defeats us as we try to live the way God wants us to live. Happily, we can take these burdens to the Lord; He will set us free so that we can follow Him as we should.

**Link to the Object Lesson Demonstration Video:** <https://youtu.be/w8feXoOGhRY>

### Activity Page: Nose Picker (a wall game)

The Activity Pages are taken from our free Adventures of Daniel Sunday School curriculum, found at [CLAMcentral.com](http://CLAMcentral.com). Nose Picker is a fun game and can get pretty suspenseful!

### Extra Fun: Junk Pass

If you are using this object lesson at a youth game night or similar event, here's a great game for all to play. The kids form a circle facing in. You the leader give the kids an item to pass around the circle. It can be a box or a pillow or anything along those lines. Any kid that drops the object is out of the game. Obviously, one item is easy to pass around successfully. But as it goes around, you keep adding more and more objects. After awhile, kids will start to drop stuff and leave the game. The circle gets smaller and the challenge gets harder. Music goes well with this game.

# How to Play NOSE PICKER!

**Print:** Single-sided, color if can (black and white will do), on letter-size cardstock. Cardstock is required to keep the printed side from showing through regular paper. If you only have regular paper, tape or staple a backing sheet to each card. Leave the reverse side blank.

**Object of the Game:** There are twenty cards. Fifteen of them describe ways we can honor our Lord. But five cards are Nose Pickers. Two teams take turns directing which card for you the leader to turn up. The first team that chooses three Nose Pickers loses the game! As the kids play, discuss the various ways we can honor God. The cards can be shuffled for more rounds if your kids like playing Nose Picker.


## Before Kids Arrive:

- Place the cards face down on a table or the floor or, better still, tape them to a wall with the blank side showing. Mix the Nose Picker cards in randomly.

## When Ready to Play:

- Assemble everyone into two teams.
- Teams take turns choosing one card to turn up each time. Because there are 20 cards, that means each team gets as many as ten turns.
- The game ends when a team has found three Nose Picker cards. That team loses.
- Discuss each Honor Card as they are turned up.
- Chances are the game will end before all cards have been turned up. Turn up and discuss any remaining cards.

**If you intend to play more than one round, leave the back of the cards blank. Otherwise, number them to make them easy for the kids to choose.**



## Honor Card




We honor God  
when we  
**pray.**

## Honor Card




We honor God  
when we  
**obey Him.**

## Honor Card




We honor God  
when we  
**trust Him.**

## Honor Card



We honor God  
when we  
**tell others.**

# Honor Card



We honor God  
when we  
**thank Him.**

# Honor Card



We honor God  
when we  
**give.**

# Honor Card



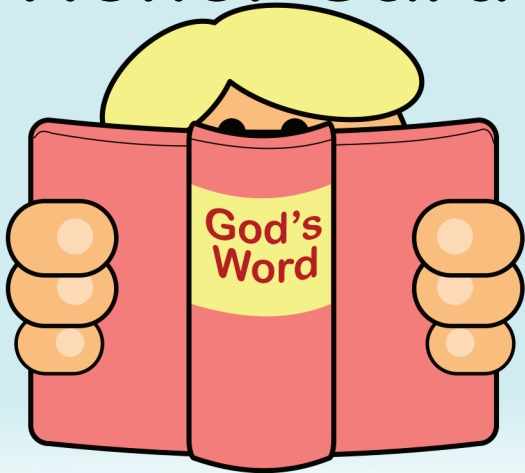
We honor God  
with our  
**songs.**

# Honor Card



We honor God  
when we  
**serve.**

# Honor Card




We honor God  
when we  
**learn**  
about Him.

# Honor Card



We honor God  
when we  
**give Him**  
our life.

# Honor Card




We honor God  
with our  
**words.**

# Honor Card




We honor God  
with our  
**thoughts.**

## Honor Card




We honor God  
when we are  
**kind.**

## Honor Card




We honor God  
when we do  
what is  
**right.**


## Honor Card




We honor God  
when we read  
**our Bible.**




**Nose  
Picker!**




**Nose  
Picker!**



**Nose  
Picker!**



**Nose  
Picker!**



**Nose  
Picker!**